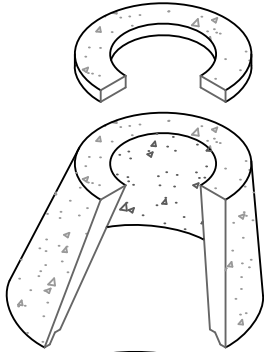
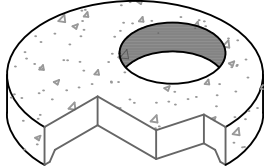


PRODUCT INFORMATION SHEET

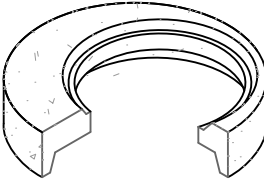
5 FOOT DIAMETER



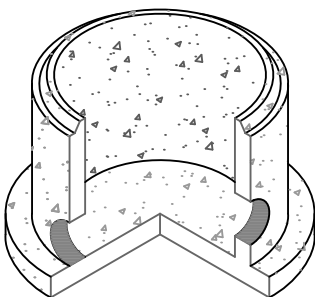
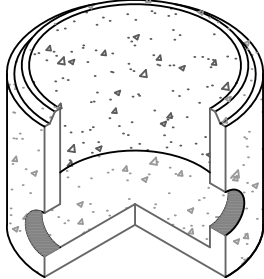
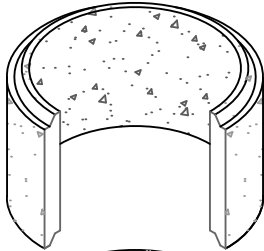
DIA/FT	SECTION	HEIGHT/FT	WEIGHT/LBS
5'	CONE	3.0	4,000
5'	CONE	4.0	5,200
5'	FLAT TOP	0.67	3,400
5/4'	ADAPTER	0.67	3,400



DIA/FT	SECTION	HEIGHT/FT	WEIGHT/LBS
5'	RISER	1.0	1,300
5'	RISER	1.33	1,700
5'	RISER	2.0	2,500
5'	RISER	2.67	3,400
5'	RISER	3.0	3,900
5'	RISER	4.0	5,100
5'	RISER	5.0	6,500
5'	RISER	6.0	7,800



DIA/FT	SECTION	HEIGHT/FT	WEIGHT/LBS
5'	BASE	1.33	4,500
5'	EXTENDED BASE	1.33	6,000
5'	BASE	2.0	5,400
5'	EXTENDED BASE	2.0	6,800
5'	BASE	3.0	6,700
5'	EXTENDED BASE	3.0	8,100
5'	BASE	4.0	8,000
5'	EXTENDED BASE	4.0	9,300
5'	BASE	5.0	9,200
5'	EXTENDED BASE	5.0	10,600
5'	BASE	6.0	10,500
5'	EXTENDED BASE	6.0	11,900



NOTE: ABOVE BASE WEIGHTS DO NOT
INCLUDE PRECAST INVERTS.

5' DIAMETER
PRODUCT INFORMATION SHEET