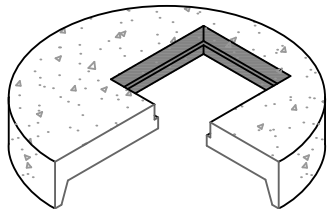


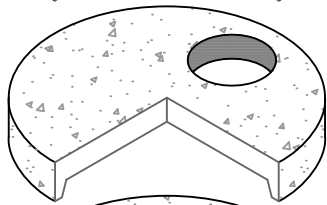
# PRODUCT INFORMATION SHEET

## 7 FOOT DIAMETER

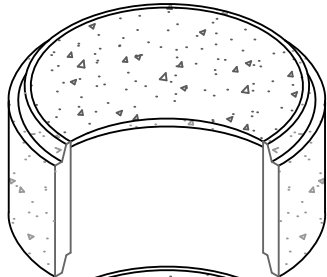
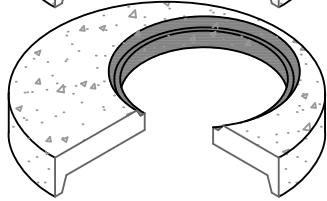
7' DIAMETER  
PRODUCT INFORMATION SHEET



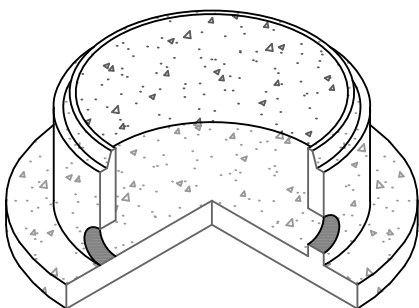
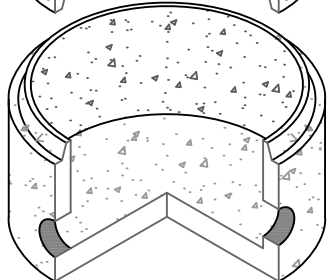
DIA/FT	SECTION	HEIGHT/FT	WEIGHT/LBS
7'	FLAT TOP	0.67	6,000
7 1/4'	ADAPTER	1.0	8,600



DIA/FT	SECTION	HEIGHT/FT	WEIGHT/LBS
7'	RISER	1.0	2,100
7'	RISER	2.0	4,100
7'	RISER	3.0	6,100
7'	RISER	4.0	8,200
7'	RISER	5.0	10,200
7'	RISER	6.0	12,300



DIA/FT	SECTION	HEIGHT/FT	WEIGHT/LBS
7'	BASE	1.33	8,000
7'	EXTENDED BASE	1.33	9,500
7'	BASE	2.0	9,300
7'	EXTENDED BASE	2.0	10,900
7'	BASE	3.0	11,300
7'	EXTENDED BASE	3.0	12,900
7'	BASE	4.0	13,400
7'	EXTENDED BASE	4.0	15,000
7'	BASE	5.0	15,400
7'	EXTENDED BASE	5.0	17,000
7'	BASE	6.0	17,400
7'	EXTENDED BASE	6.0	19,000
7'	BASE	7.0	19,500
7'	EXTENDED BASE	7.0	21,100
7'	BASE	8.0	21,500
7'	EXTENDED BASE	8.0	23,100



NOTE: ABOVE BASE WEIGHTS DO NOT INCLUDE PRECAST INVERTS.