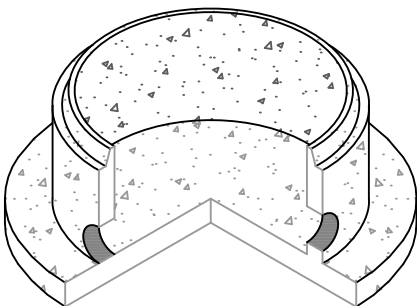
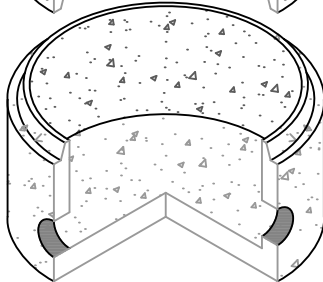
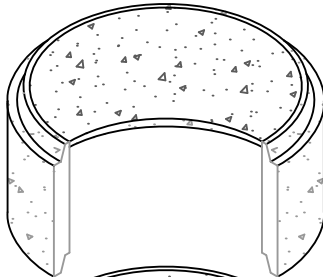
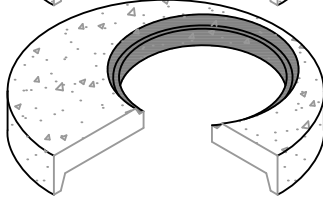
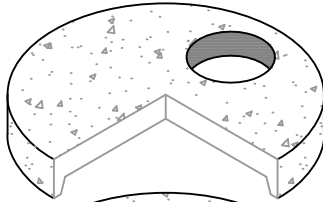
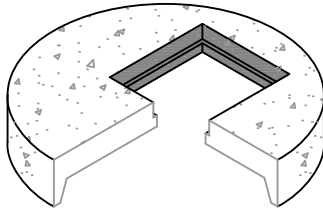


PRODUCT INFORMATION SHEET

8' DIAMETER
PRODUCT INFORMATION SHEET

8 FOOT DIAMETER



DIA/FT	SECTION	HEIGHT/FT	WEIGHT/LBS
8'	FLAT TOP	0.67	8,000
8' ¹ / ₄ '	ADAPTER	1.0	11,300

DIA/FT	SECTION	HEIGHT/FT	WEIGHT/LBS
8'	RISER	1.0	2,700
8'	RISER	2.0	5,400
8'	RISER	3.0	8,200
8'	RISER	4.0	10,900
8'	RISER	5.0	13,600
8'	RISER	6.0	16,300

DIA/FT	SECTION	HEIGHT/FT	WEIGHT/LBS
8'	BASE	1.33	10,400
8'	EXTENDED BASE	1.33	14,200
8'	BASE	2.0	12,200
8'	EXTENDED BASE	2.0	16,000
8'	BASE	3.0	15,000
8'	EXTENDED BASE	3.0	18,800
8'	BASE	4.0	17,700
8'	EXTENDED BASE	4.0	21,500
8'	BASE	5.0	20,400
8'	EXTENDED BASE	5.0	24,200



NOTE: ABOVE BASE WEIGHTS DO NOT
INCLUDE PRECAST INVERTS.